


Home Safety And Accessibility Checklist

Accessibility **looks different for different people**
– use this list as a baseline and consult your doctor for tailored suggestions.




Monitoring Systems

- ☐ Check or install smoke and CO₂ detectors
- ☐ Test the doorbell functionality
- ☐ Consider low sound/vision warnings
- ☐ Install temperature-controlled water heating limits
- ☐ Install a remote-access security system
- ☐ Adapt front door peephole to correct height
- ☐ Place your wireless phone(s) in convenient locations



Electrical And Other Elements

- ☐ Install accessible switches, outlets and controls
- ☐ Install remote versions where needed



- ☐ Get your HVAC system inspected and serviced
 - ☐ Ground outlets and check for faulty wiring
 - ☐ Cover exposed wire or plumbing
 - ☐ Tether loose extension cords
 - ☐ Clear pathways to utilities
-

Bathroom



- ☐ Adjust countertop, mirror and toilet heights
 - ☐ Create a roll-in shower if needed
 - ☐ Install a transfer seat, shower seat and/or bathtub bench
 - ☐ Install handrails for tub, toilet and shower
 - ☐ Anchor non-slip mats securely
 - ☐ Round countertop corners and cover exposed pipes
 - ☐ Adapt or relocate toilet paper holder
-

Kitchen




- ☐ Adjust countertop height and knee clearance
- ☐ Adjust appliances, switches and outlets

- ☐ Install pull-out cabinet features
 - ☐ Install easy-to-grab cabinet handles
 - ☐ Consider contrasting-colored countertops
 - ☐ Create open countertop space
 - ☐ Place step stools or handrails where necessary
-


Entrances, Stairs And Halls

- ☐ Create proper clearance in walkways
- ☐ Patch up any uneven ground surfaces
- ☐ Add a non-slip surface finish to walkways
- ☐ Trim foliage for visibility
- ☐ Install ramps and handrails where necessary
- ☐ Ensure the knobs and locks are accessible
- ☐ Add color contrasts on any steps or lips




Other Living Spaces

- ☐ Secure area rugs or mats
- ☐ Add risers to furniture if needed



- ☐ Install proper lighting
- ☐ Rearrange furniture for accessibility
- ☐ Test window height and lock functions
- ☐ Adjust washer and dryer placement
- ☐ Improve storage and storage access

Miscellaneous



☐

.....

☐

.....

☐

.....

☐

.....

☐

.....

☐

.....

☐

.....

☐

.....